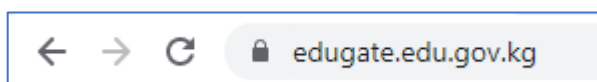


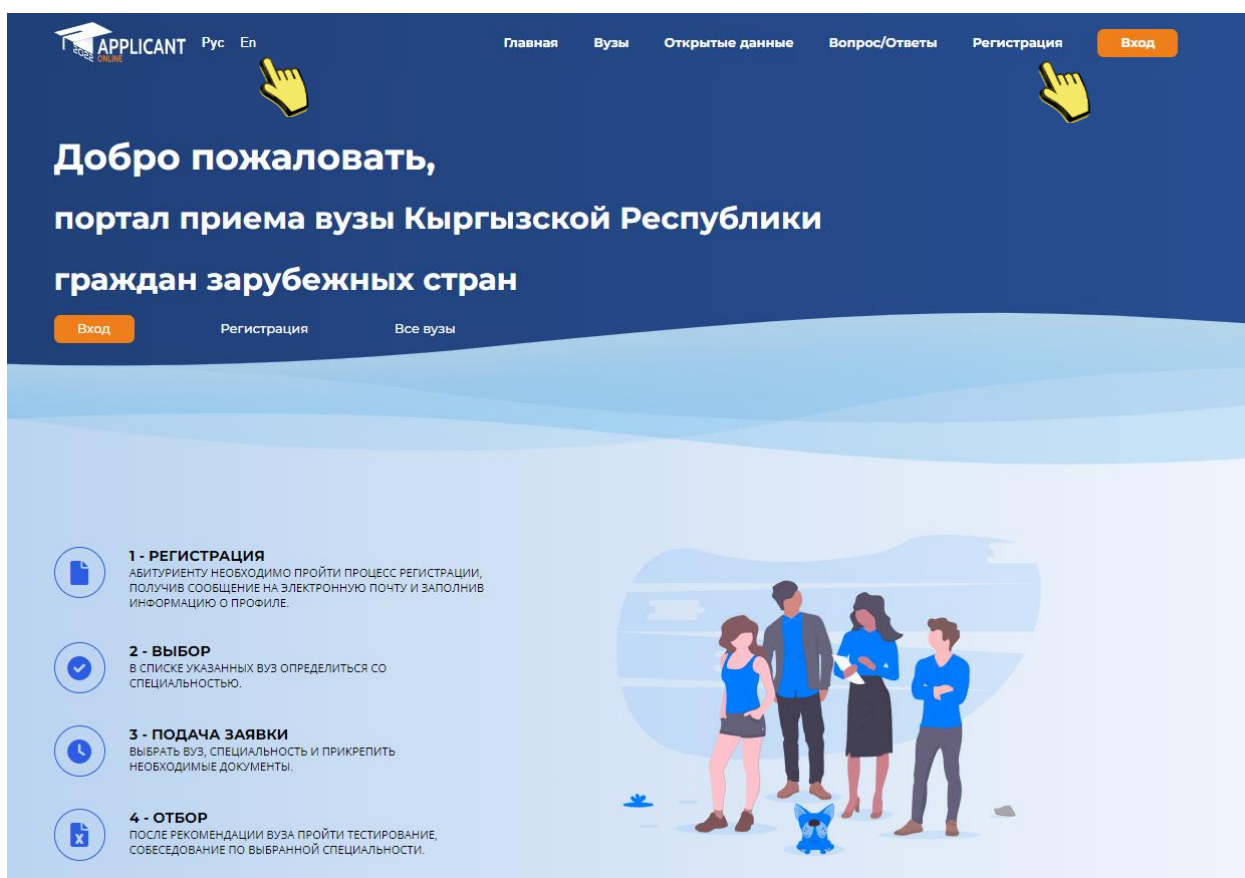
Инструкция регистрации на портал

Если Вы гражданин зарубежного государства, желаете учить в высших учебных заведениях Кыргызстана и первый раз посещаете портал, то необходимо пройти процесс регистрации.

1. Откройте браузер Google Chrome
2. В адресной строке наберите <https://edugate.edu.gov.kg>

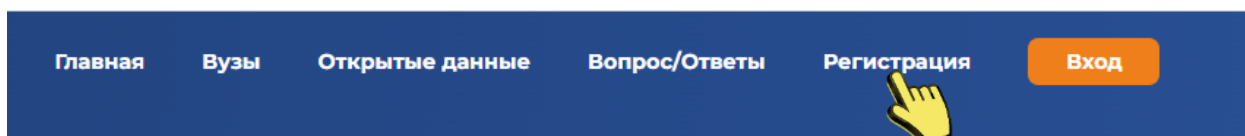


3. Перед Вами откроется главная страница портала, с возможностью выбора языка и функцией регистрацией на портал.



The screenshot shows the main page of the portal. At the top left is the 'APPLICANT ONLINE 2022' logo with language options 'Рус' and 'En'. The top navigation bar includes links for 'Главная', 'Вузы', 'Открытые данные', 'Вопрос/Ответы', 'Регистрация', and a 'Вход' button. The main heading reads 'Добро пожаловать, портал приема вузы Кыргызской Республики граждан зарубежных стран'. Below this are buttons for 'Вход', 'Регистрация', and 'Все вузы'. A central section lists four steps: 1. РЕГИСТРАЦИЯ (registration), 2. ВЫБОР (selection), 3. ПОДАЧА ЗАЯВКИ (application submission), and 4. ОТБОР (selection). An illustration of four people is on the right.

4. Регистрация нового пользователя.



This is a close-up of the navigation bar from the screenshot above. It shows the links 'Главная', 'Вузы', 'Открытые данные', 'Вопрос/Ответы', 'Регистрация', and 'Вход'. A yellow hand cursor is pointing at the 'Регистрация' link.

5. Заполните все поля формы регистрации обязательно.


Регистрация

Фамилия*

Имя*

Отчество

Фото



Удалить фото

Дата рождения*

Пол*

Паспорт*


Дата выдачи*

Страна*

Email*

Телефон

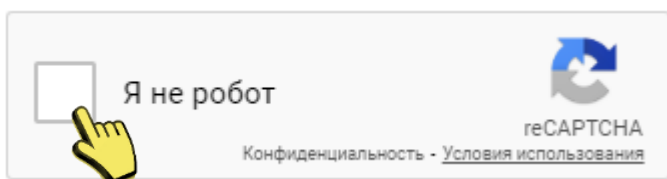
Пароль*



Авторизация

Зарегистрироваться

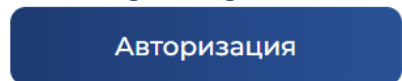
* - обязательные поля для заполнения;



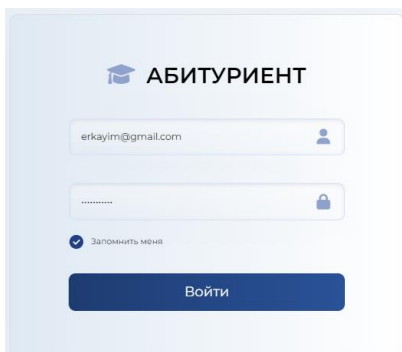
- специальный защитный код;



- просмотр вводимого пароля;



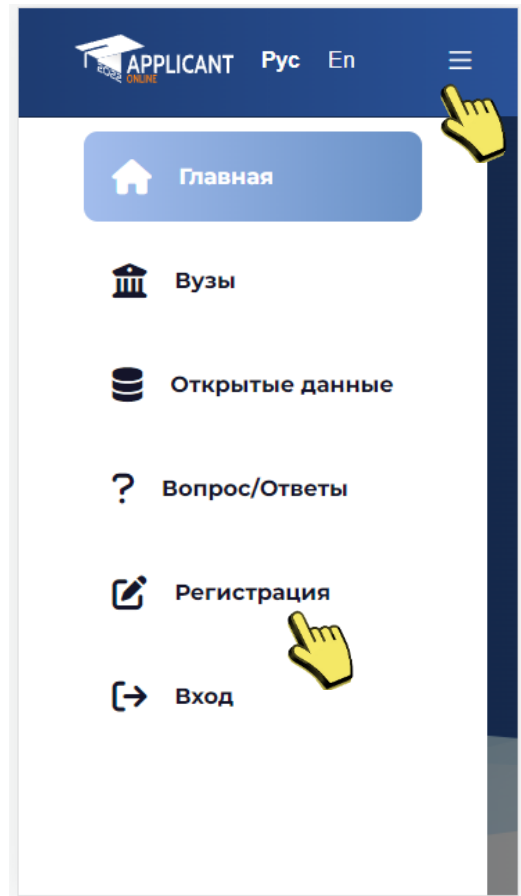
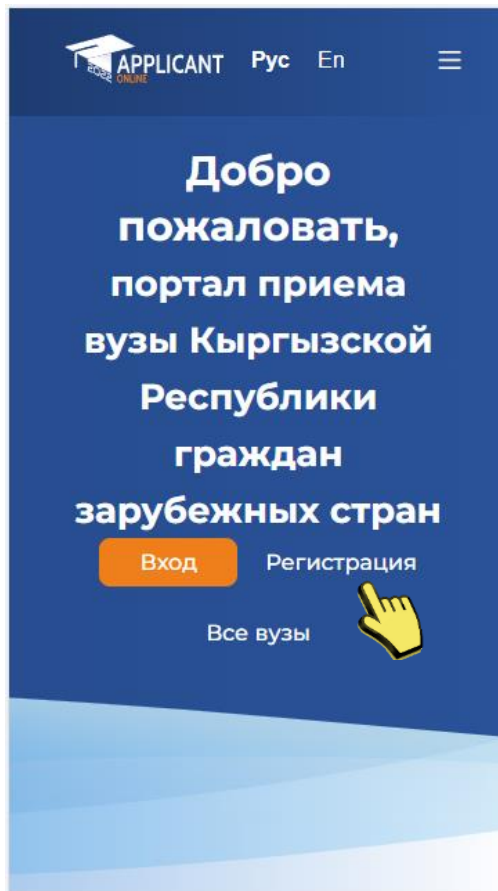
- переход на страницу «Авторизации»



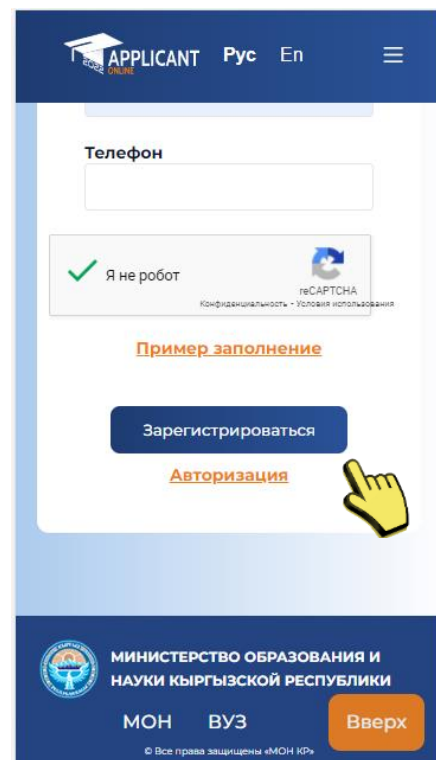
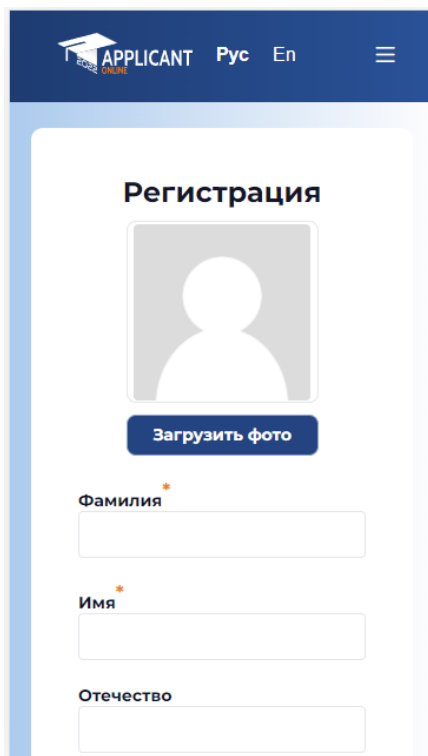
- страница авторизации.

Мобильная версия

Главная страница



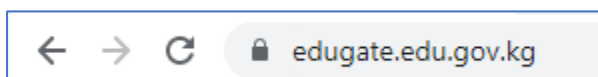
Форма регистрации



Registration instruction

If you are a citizen of a foreign state, wish to study at higher educational institutions in Kyrgyzstan and visit the portal for the first time, then you must go through the registration process.

1. Open Google Chrome
2. In the address bar, type <https://edugate.edu.gov.kg>



3. The main page of the portal will open in front of you, with the possibility of choosing a language and the function of registering on the portal.



The screenshot shows the main page of the APPLICANT ONLINE 2022 portal. The header includes the logo, language options (Pyc, En), and navigation links: Home, Universities, Open data, Question/Answers, Registration, and a Login button. The main content area features a large blue banner with the text: "Welcome, university admission portal of the Kyrgyz Republic citizens of foreign countries". Below the banner are three buttons: Login, Registration, and All universities. The central part of the page displays a three-step registration process:

- 1 - Register**
THE APPLICANT MUST PASS THE REGISTRATION PROCESS BY RECEIVING THE MESSAGE BY E-MAIL AND FILLING IN THE PROFILE INFORMATION.
- 2 - CHOICE**
IN THE LIST OF THE HIGHER EDUCATION INSTITUTION, DECIDE WITH THE SPECIALTY.
- 3 - FILING AN APPLICATION**
CHOOSE HIGHER EDUCATION INSTITUTION, SPECIALTY AND ATTACH THE NECESSARY DOCUMENTS.

An illustration of four people (two women and two men) in business attire is shown on the right side of the registration steps.

4. Registration of a new user.



The screenshot shows the navigation bar of the portal, which includes the following elements from left to right: Home, Universities, Open data, Question/Answers, Registration, and a Login button.

5. Fill in all fields of the registration form without fail.

Registration

Surname*

Name*

Fatherland

Date of birth*

The passport*

Country*

Phone

Photo

Delete photo

Gender*

Date of issue*

Email/Login*

Password*

[Example padding](#)

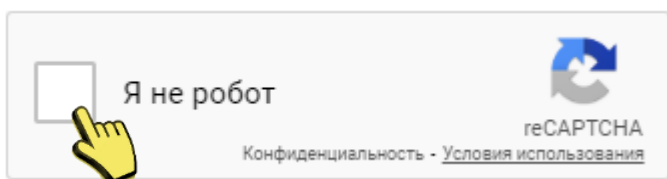
✓ Я не робот

Конфиденциальность - Условия использования

Authorization

Register

* - required fields;



- special security code;



- view the entered password;

Authorization - go to the "Authorization" page;

АБИТУРИЕНТ

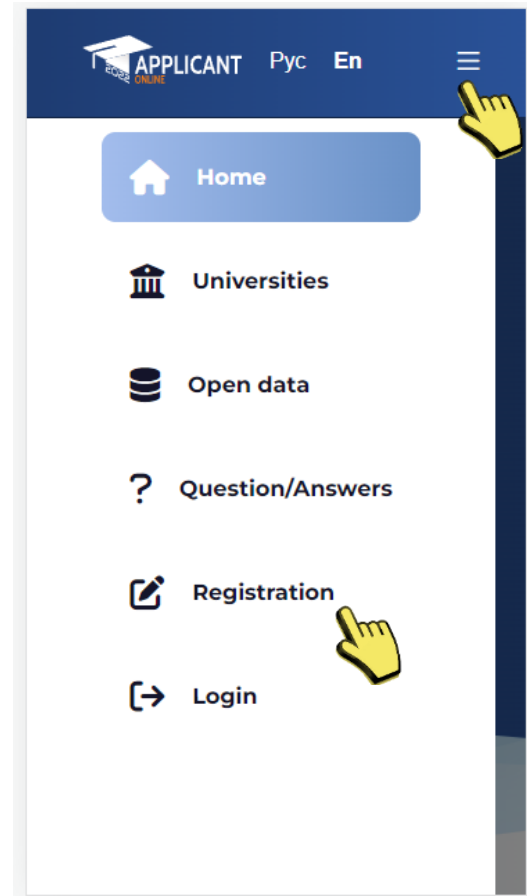
Remember me?

Login

- authorization page.

Mobile version

Home Page



Registration form

